

## INFORMATION SHEET

- Thread type used
- Needle used
- Fabric /Stabilizer used
- Format you downloaded/purchased
- Machine you are stitching the designs on

Design Code: DASS0065\_HawainQuilting

Hoop Size: 4x4,5x7,6x6,8x8,10x10,12x12,13x13,16x16

Design Type: Embroidery Design

Thread recommended: 40 Rayon Thread (Marathon) – Match bobbin colour

Fabric Recommended: Cut away and fabric of your choice  
(Cotton/Voile)

Needle size: 75/11

Other requirements: None

Special Notes: All of these designs will have an outline first...this is to help lining up the blocks or borders if you use one big fabric and not stitching block per block. If you stitch the blocks and later join them ignore this first step.

If you are using the first step make sure you stitch this first outline after hooping the stabilizer and floating the batting



You cut this batting after the outline as close to the line without cutting the stitches.



**The next step is to line up the fabric on the batting where you want your block to stitch...do the same for all the other blocks**



**TO DO THE APPLIQUE**



Hoop Stabilizer

Float Batting



Stitch the outline and cut as close to batting without cutting the stitches




Float the fabric...in this case I used white scuba and....



Pink organza....

Secure with pins making sure you do not pin in the stitch area




Stitch the chosen Applique design and put a stop after this step 2



Now place your 2<sup>nd</sup> layer of fabric...in this case I used a light grey scuba.

Secure with 505 spray as well as pins...making sure not to pin in the stitch area

Stitch the zigzag now






Cut all the inside lines out...to know where you can look on the image included...all the places where you have stitched already



Stitch the last part of the Applique design to give a soft finish.


**To do the cutting machine design**





From the fabric shop get a iron on bonding paper...one side paper and other side rough glue.

Rough side on fabric iron on paper side till glue has melted





Stitch the outline on batting cut out and then the 2<sup>nd</sup> step as seen in picture



Cut out the chosen size of design...

Give the design a 8mm (0.35") seam allowance on the cutting machine to provide for the batting

Without batting a 4mm(0.16")seam allowance



Pull of the paper and place on fabric as shown.

Secure with 505 spray and now stitch the zigzag

After the zigzag go right ahead and do the last satin outline.



Finished outline

**This blocks was 5x5 blocks stitched on cotton to show the difference between the scuba bounce and**

**the cotton....both have quilters batting between stabilizer and fabric....Both don the same way**



**The normal blocks your also hoop stabilizer**

**Float quilters batting**


**Float fabric(Stretchy) but secure with pins....out of stitching area**

**Stitch**


**Color Sequence****Design1-8x8**

Embroidery Software

Stitches: 33607	195.0 mm
Colors: 2	195.0 mm
Zoom: 0.24	



Stop #: 1  
 Code: 1195  
 Name: Lavender Blue  
 Chart: Marathon 100% Viscose  
 Rayon  
 Stitches: 411  
 Thread used: 1.90m




Stop #: 2  
 Code: 1267  
 Name: Tropical Aqua  
 Chart: Marathon 100% Viscose  
 Rayon  
 Stitches: 33196  
 Thread used: 135.22m


**Color Sequence****Design2-8x8**

Embroidery Software

Stitches: 34697	195.0 mm
Colors: 2	195.0 mm
Zoom: 0.24	



Stop #: 1  
 Code: 1181  
 Name: Off White  
 Chart: Marathon 100% Viscose  
 Rayon  
 Stitches: 411  
 Thread used: 1.91m




Stop #: 2  
 Code: 1267  
 Name: Tropical Aqua  
 Chart: Marathon 100% Viscose  
 Rayon  
 Stitches: 34286  
 Thread used: 139.75m


**Color Sequence****Design3-8x8**

Embroidery Software

Stitches: 35150	195.0 mm
Colors: 2	195.0 mm
Zoom: 0.24	



Stop #: 1  
 Code: 1181  
 Name: Off White  
 Chart: Marathon 100% Viscose  
 Rayon  
 Stitches: 410  
 Thread used: 1.90m




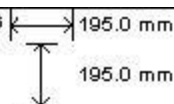
Stop #: 2  
 Code: 1267  
 Name: Tropical Aqua  
 Chart: Marathon 100% Viscose  
 Rayon  
 Stitches: 34740  
 Thread used: 141.81m

## Color Sequence

### Design4-8x8

Embroidery Software

Stitches: 34386  
Colors: 2  
Zoom: 0.24



Stop #: 1  
Code: 1181  
Name: Off White  
Chart: Marathon 100% Viscose  
Rayon  
Stitches: 413  
Thread used: 1.91m




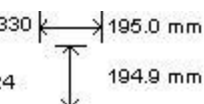
Stop #: 2  
Code: 1267  
Name: Tropical Aqua  
Chart: Marathon 100% Viscose  
Rayon  
Stitches: 33973  
Thread used: 138.61m

## Color Sequence


### Design5-8x8

Embroidery Software

Stitches: 15330  
Colors: 2  
Zoom: 0.24



Stop #: 1  
Code: 1181  
Name: Off White  
Chart: Marathon 100% Viscose  
Rayon  
Stitches: 410  
Thread used: 1.90m




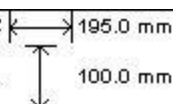
Stop #: 2  
Code: 1267  
Name: Tropical Aqua  
Chart: Marathon 100% Viscose  
Rayon  
Stitches: 14920  
Thread used: 65.45m

## Color Sequence

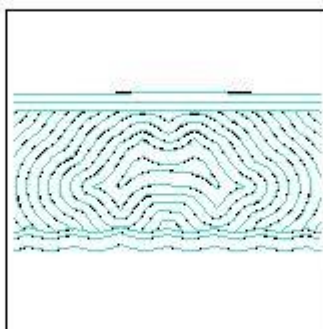
### Design6-8x8-Border of Quilt block

Embroidery Software

Stitches: 4402  
Colors: 2  
Zoom: 0.24



Stop #: 1  
Code: 1181  
Name: Off White  
Chart: Marathon 100% Viscose  
Rayon  
Stitches: 308  
Thread used: 1.44m




Stop #: 2  
Code: 1267  
Name: Tropical Aqua  
Chart: Marathon 100% Viscose  
Rayon  
Stitches: 4094  
Thread used: 18.44m

### Color Sequence

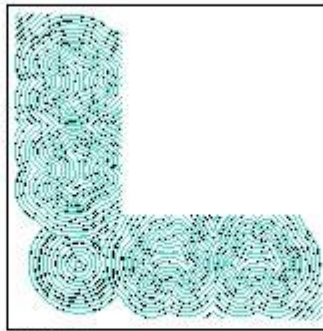
### Design7-8x8-Corner of Quilt block

Embroidery Software

Stitches:	10686	195.0 mm
Colors:	2	195.0 mm
Zoom:	0.24	



Stop #: 1  
Code: 1181  
Name: Off White  
Chart: Marathon 100% Viscose  
Rayon  
Stitches: 411  
Thread used: 1.91m




Stop #: 2  
Code: 1267  
Name: Tropical Aqua  
Chart: Marathon 100% Viscose  
Rayon  
Stitches: 10275  
Thread used: 42.96m

### Color Sequence


### Design8-8x8-Border of Quilt block

Embroidery Software

Stitches:	9983	195.0 mm
Colors:	2	195.0 mm
Zoom:	0.24	



Stop #: 1  
Code: 1181  
Name: Off White  
Chart: Marathon 100% Viscose  
Rayon  
Stitches: 411  
Thread used: 1.91m




Stop #: 2  
Code: 1267  
Name: Tropical Aqua  
Chart: Marathon 100% Viscose  
Rayon  
Stitches: 9572  
Thread used: 42.37m

**Color Sequence**  
**Design9-8x8-Applique**

Embroidery Software


Stitches: 32709	195.3 mm
Colors: 2	195.2 mm
Zoom: 0.24	



Stop #: 1  
Code: 1181  
Name: Off White  
Chart: Marathon 100% Viscose  
Rayon  
Stitches: 409  
Thread used: 1.90m



Stop #: 2  
Code: 1227  
Name: Pink Cream  
Chart: Marathon 100% Viscose  
Rayon  
Stitches: 12145  
Thread used: 54.20m



Stop #: 3  
Code: 1181  
Name: Off White  
Chart: Marathon 100% Viscose  
Rayon  
Stitches: 8387  
Thread used: 42.39m




Stop #: 4  
Code: 1227  
Name: Pink Cream  
Chart: Marathon 100% Viscose  
Rayon  
Stitches: 11768  
Thread used: 59.81m



**Color Sequence**  
**Design10-8x8-Applique**

Embroidery Software


Stitches: 71113 | 195.3 mm  
Colors: 3 | 195.4 mm  
Zoom: 0.24



Stop #: 1  
Code: 1181  
Name: Off White  
Chart: Marathon 100% Viscose  
Rayon  
Stitches: 409  
Thread used: 1.90m



Stop #: 2  
Code: 1227  
Name: Pink Cream  
Chart: Marathon 100% Viscose  
Rayon  
Stitches: 27425  
Thread used: 113.88m



Stop #: 3  
Code: 1181  
Name: Off White  
Chart: Marathon 100% Viscose  
Rayon  
Stitches: 18122  
Thread used: 77.53m




Stop #: 4  
Code: 1227  
Name: Pink Cream  
Chart: Marathon 100% Viscose  
Rayon  
Stitches: 25157  
Thread used: 104.61m

**Color Sequence**  
**Design11-8x8**

Embroidery Software

Stitches: 27985 | 195.0 mm  
Colors: 2 | 195.0 mm  
Zoom: 0.24



Stop #: 1  
Code: 1181  
Name: Off White  
Chart: Marathon 100% Viscose  
Rayon  
Stitches: 411  
Thread used: 1.91m




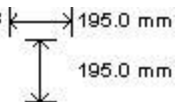
Stop #: 2  
Code: 1227  
Name: Pink Cream  
Chart: Marathon 100% Viscose  
Rayon  
Stitches: 27574  
Thread used: 114.40m

# Color Sequence


## Design12-8x8

Embroidery Software

Stitches: 12618  
Colors: 2  
Zoom: 0.24



Stop #: 1  
Code: 1181  
Name: Off White  
Chart: Marathon 100% Viscose  
Rayon  
Stitches: 410  
Thread used: 1.91m



Stop #: 2  
Code: 1227  
Name: Pink Cream  
Chart: Marathon 100% Viscose  
Rayon  
Stitches: 12208  
Thread used: 54.46m

## **Other Information**

This design is distributed at DesignAStitch. The original copyright of the design is registered to DesignAStitch Pty Ltd. You may sell the projects you make using these designs, but the designs in their original digital format is not to be shared, sold or distributed in any way. I do not recommend that you convert the designs in other formats as this might lead to poor quality in the converted format, please obtain the required format directly from me.

Kind Regards